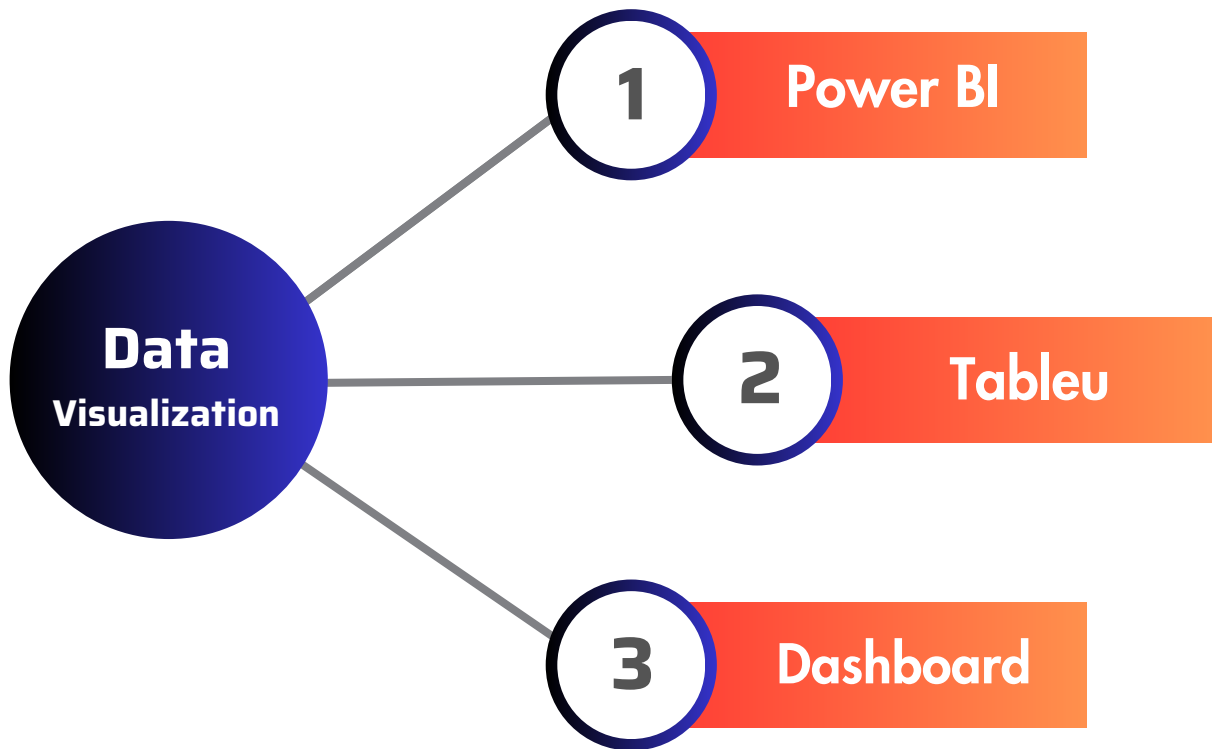




CoderFuel Infotech  
PVT. LTD.



THE FUTURE OF TECHNOLOGY STARTS HERE.



**Email**

info@coderfuelinfotech.com

hr@coderfuelinfotech.com



**Phone**

+91 8564999666



**Address**

26, Second Floor, IT Park, Gayatri

Nagar, Nagpur-440022

## The Future Of Technology Starts Here.

The CFI founded in 2020 by our founders with the Vision to provide the Job oriented actual hands on training to professionals.

The quality of training provided by our mentors and the genuine support provided to our professionals is the main thing that we are now among the best Corporate Institutes in Nagpur.

We're on mission to provide transformational learning outcomes to learners career.

## Our Training with Internship Domains


1. Website Designing & Development
2. Android Development
3. Data Analyst
4. Salesforce Development
5. Python Development
6. Full Stack Web Development

## WHY CFI IS BETTER?


Professional Syllabus  
Learn By Developer  
Weekly Assessments  
Better Placement


Classroom Training  
Corporate Module Training  
Mock Interviews

Connect With Us On



 **Email**  
info@coderfuelinfotech.com  
hr@coderfuelinfotech.com

 **Phone**  
+91 8564999666  
+91 9405565407

 **Address**  
26, Second Floor, IT Park, Gayatri  
Nagar, Nagpur-440022

# Data Visualization

## Professional Training Module

### PART 01 : Power BI

#### 1. Introduction to Power BI

- Introduction to Business Intelligence
- Introduction to Power BI
- Uses of Power BI
- Basic Components of Power BI

#### 2. Installation of Power Bi Desktop

#### 3. Data Connectors, Basic Transformations

- Data Sources in Power BI Desktop
- Loading Data in Power BI Desktop
- Query Editor in Power BI
- Transform, Clean, Shape

#### 4. Format Tool, Pivoting, Unpivoting of data

#### 5. Adding Conditional Columns, Merge queries



##### Email

info@coderfuelinfotech.com  
hr@coderfuelinfotech.com



##### Phone

+91 8564999666  
+91 9405565407



##### Address

26, Second Floor, IT Park, Gayatri  
Nagar, Nagpur-440022

## 6. Data model, Relationship Management

- Manage Data Relationship
- Editing a Relationship
- Cross Filter Direction

## 7. Introduction to DAX, Calculated Columns, Measures

- Introduction to DAX
- Importance of DAX
- Data Types in DAX

## 8. DAX Functions, Visualizations, Filters

- DAX Calculation Types
- Steps to Create Calculated Columns
- Measures in DAX
- DAX Syntax

## 9. Creating Reports, Custom Visuals

- Introduction to Visuals In Power BI
- Visualization Charts in Power BI
- Matrixes and Tables
- Slicers and Map Visualizations
- Gauges and Single Number Cards
- Modifying Colors in Charts And Visuals
- Shapes, Text Boxes, and Images

### Email

info@coderfuelinfotech.com  
hr@coderfuelinfotech.com

### Phone

+91 8564999666  
+91 9405565407

### Address

26, Second Floor, IT Park, Gayatri  
Nagar, Nagpur-440022

## 10. Designing for Phone vs Desktop Report Viewers

- Introduction to Power BI Service
- Bookmarks and buttons

## 11. Publishing Reports to Power BI Services

- What is Power BI Report Server?
- Key Features of Report Server
- The architecture of the Report Server
- Limitations of Report Server
- Power BI Report Server vs. Power BI Service

# PART 02 : Tableau

## 12. Introduction To Tableau

- BI Concepts
- What is TABLEAU? Why Data Visualization?
- Unique Features compared to Traditional BI Tools
- TABLEAU Overview & Architecture
- File Types & Extensions

## 13. Tableau Products

- DESKTOP
- SERVER
- PUBLISHER
- PUBLIC
- READER

## 14. Data Connections in Tableau Interface

- Data Connections in the Tableau Interface
- Types of Joins

## 15. Organizing And Simplifying Data

- Filters. Applying Filters
- Quick Filters
- Sorting of Data

## 16. Building Chart Types - 01

- Using Scatter Plots
- Using Text tables
- Using Heat Maps
- Using Histograms
- Using Pie Charts
- Using Waterfall Charts



### Email

info@coderfuelinfotech.com

hr@coderfuelinfotech.com



### Phone

+91 8564999666

+91 9405565407



### Address

26, Second Floor, IT Park, Gayatri

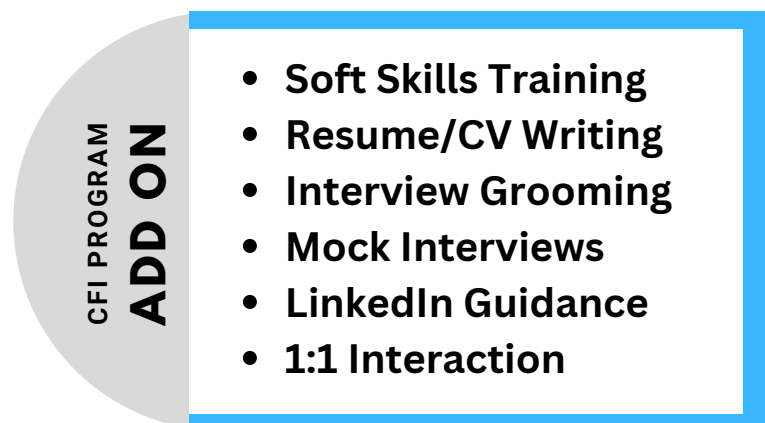
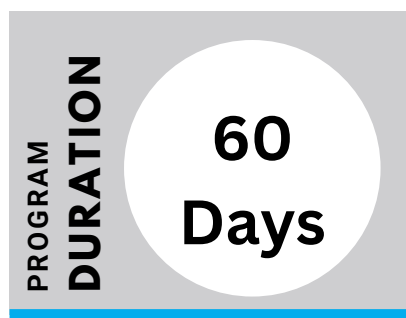
Nagar, Nagpur-440022

## 17. Building Chart Types - 02


- Calculations
- Working with Aggregation Options
- Working with Quick Table Calculations
- Custom Calculated Fields


## 18. Dashboard

- Build Interactive Dashboards
- Best practices for creating effective dashboards
- Creating a Dashboard and Importing Sheets



 **Email**  
info@coderfuelinfotech.com |  
hr@coderfuelinfotech.com

 **Phone**  
+91 8564999666 |  
+91 9405565407

 **Address**  
26, Second Floor, IT Park, Gayatri  
Nagar, Nagpur-440022